

Features

- ◆ Compact metal package
- ◆ Ultra wide 4:1 input voltage ranges
8.5–36, 16.5–75, 43–160 VDC
- ◆ EN 50155 approval for railway applications
- ◆ Very high efficiency up to 92%
- ◆ No minimum load
- ◆ Soft start
- ◆ Adjustable output voltage +10/-20%
- ◆ Sense line
- ◆ Remote On/Off input
- ◆ Under voltage lock-out circuit
- ◆ Reverse input voltage protection
- ◆ Over temperature protection
- ◆ Optional Heatsink
- ◆ Optional as chassis mount models with screw terminal block and EMI Filter
- ◆ 3-year product warranty



(Models pictured with optional heatsink)

The TEP 100WIR Series is a family of isolated high performance dc-dc converter modules with ultra-wide 4:1 input voltage ranges which come in a rugged, sealed industry standard half brick package.

A very high efficiency allows full power operation without forced air cooling at 60°C. This temperature can be increased to 70°C with optional mounted heatsink or up to 85°C when mounted on an iron base plate. The very wide input voltage range and reverse input voltage protection make these converters interesting solution for battery operated systems. Typical applications are in telecom/datacom, industry control and railway systems for on board power distribution.

These series is available in many optional designs on demand --> see options.

Standard Models

Order code	Input voltage	Output voltage	Output current max.	Efficiency typ.
TEP 100-2412WIR	8.5 – 36 VDC (24 VDC nominal)	12 VDC	8.4 A	90 %
TEP 100-2415WIR		24 VDC	4.2 A	90 %
TEP 100-2416WIR		28 VDC	3.6 A	90 %
TEP 100-2418WIR		48 VDC	2.1 A	90 %
TEP 100-4812WIR	16.5 – 75 VDC (48 VDC nominal)	12 VDC	8.4 A	90 %
TEP 100-4815WIR		24 VDC	4.2 A	90 %
TEP 100-4816WIR		28 VDC	3.6 A	92 %
TEP 100-4818WIR		48 VDC	2.1 A	91 %
TEP 100-7212WIR	43 – 160 VDC (110 VDC nominal)	12 VDC	8.4 A	90 %
TEP 100-7215WIR		24 VDC	4.2 A	90 %
TEP 100-7216WIR		28 VDC	3.6 A	90 %
TEP 100-7218WIR		48 VDC	2.1 A	91 %

Options

TEP-HS1	Heat-sink for standard version (incl. mounting screws and thermal pad)
TEP-MK1	Din-rail mounting kit for chassis mount models (incl. mounting screws)
TCK-xxx	Common mode chokes for filter proposals to meet EN55022 class A/B --> see application note
on demand	Models with 3.3 VDC/~ 25 A or 5.0 VDC/~ 20 A or 15 VDC/~ 6.7 A output
	Chassis mount models with screw terminal block
	Chassis mount models with screw terminal block and input filter to meet EN 555022 class A
	Negative (passive = Off) Remote On/Off function (standard is passive = On)
	Sync pin to synchronize switching frequency of up to 3 units (EMC reason)

Input Specifications

Input current at no load (nominal input voltage)	24 Vin models: 25 mA typ. 48 Vin models: 20 mA typ. 110 Vin models: 10 mA typ.
Start-up voltage	24 Vin models: 9.0 VDC max. 48 Vin models: 18 VDC max. 110 Vin models: 43 VDC max.
Under voltage shut down (lock-out circuit)	24 Vin models: 7.3 – 8.1 VDC 48 Vin models: 15.5 – 16.3 VDC 110 Vin models: 33.0 – 36.0 VDC
Surge voltage (1 sec. max.)	24 Vin models: 50 VDC 48 Vin models: 100 VDC 110 Vin models: 185 VDC
Conducted noise	EN 55022 class A/B with external components see application note
EMC immunity	EN 50121-3-2 EN 61000-4-2, air ± 8 kV, contact ± 6 kV, perf. criteria A EN 61000-4-3, 20 V/m, perf. criteria A EN 61000-4-4, ± 2 kV, perf. criteria A EN 61000-4-5, ± 2 kV perf. criteria A
– ESD (electrostatic discharge)	
– Radiated immunity	
– Fast transient / surge (with external input capacitor)	24 / 48 Vin models: 2 chemi-con KY 220 μ F, 100 V, ESR 48 mOhm 110 Vin models: 2 chemi-con KXJ 150 μ F, 250 V
– Conducted immunity	EN 61000-4-6, 10 Vrms, perf. criteria A
Reverse voltage protection	parallel diode
Recommended input fuse (slow blow)	24 Vin models: 20 A 48 / 110 Vin models: 10 A

Output Specifications

Voltage set accuracy (at full load, nominal input)	± 1 %
Output voltage adjustment	+10 % / –20 % by external resistor see application note
Regulation	– Input variation Vin min. to Vin max. 0.1 % max. – Load variation (0 – 100%) 0.1 % max.
Temperature coefficient	± 0.02 %/K
Minimum load	not required
Remote sense	10 % max. of Vout nom. (trim up value to subtract)
Ripple and noise (20 MHz Bandwidth)	12 VDC models: 100 mVp-p typ. 24 / 28 VDC models: 200 mVp-p typ. 48 VDC models: 300 mVp-p typ.
Start up time (nominal Vin and constant resistive load)	75 ms typ. (at power On or remote On)
Transient response (25% load step change)	250 μ s max.
Output current limitation	at 120 – 150 % of Iout max.
Over voltage protection	at 115 – 130 % of Vout nom.
Short circuit protection	continuous, automatic recovery.
Max. capacitive load	12 VDC models: 7'000 μ F 24 VDC models: 1'750 μ F 28 VDC models: 1'280 μ F 48 VDC models: 430 μ F

General Specifications

Temperature ranges	<ul style="list-style-type: none"> - Operating - Case temperature - Storage 	<ul style="list-style-type: none"> -40°C to +75°C (with derating) +115°C max. -55°C to +125°C
Thermal impedance	<ul style="list-style-type: none"> - without heat-sink - with heat-sink 	<ul style="list-style-type: none"> 6.7°C/W 4.7°C/W
Power Derating	<ul style="list-style-type: none"> - without heat-sink - with heat-sink - with iron base plate (19" x 3.5" x 0.063") 	<ul style="list-style-type: none"> depending on installation! 3.3 %/K above +55°C 4.0 %/K above +65°C 6.7 %/K above +85°C please refer to application note for temperature measure point that should not exceed 115°C.
Over temperature protection		at +120°C
Thermal shock, mechanical shock & vibration	<ul style="list-style-type: none"> - Test conditions 	<ul style="list-style-type: none"> EN 61373, MIL-STD-810F www.tracopower.com/products/mil810.pdf
Humidity (non condensing)		95 % rel H max.
Reliability, calculated MTBF (MIL-HDBK-217F, at +25°C, ground benign)		400'000 h
Isolation voltage (60sec.)	<ul style="list-style-type: none"> - Input/Output - Input/ Case - Input/Output - Input/Case 	<ul style="list-style-type: none"> 110 Vin models: 3'000 VDC (reinforced insulation) 1'500 VDC other models: 2'250 VDC (basic insulation) 1'600 VDC
Isolation capacitance	<ul style="list-style-type: none"> - Input/Output 	2500 pF max.
Isolation resistance	<ul style="list-style-type: none"> - Input/Output (500 VDC) 	>1 GOhm min.
Switching frequency		<ul style="list-style-type: none"> 24 / 48 Vin models: 250 kHz typ. (pulse width modulation) 110 Vin models: 300 kHz typ. (pulse width modulation)
Safety standards	<ul style="list-style-type: none"> - flammability identified acc. - safety certificates 	<ul style="list-style-type: none"> EN 50155, UL 60950-1, IEC/EN 60950-1 EN45545-2 www.tracopower.com/overview/tep100wir
Remote On/Off	<ul style="list-style-type: none"> - positive logic (standard) - negative logic (option) - Off idle current: 	<ul style="list-style-type: none"> - On: 3 to 12 VDC or open circuit - Off: 0 to 1.2 VDC or short circuit pin 1 and 3 - On: 0 to 1.2 VDC or short circuit pin 1 and 3 - Off: 3 to 12 VDC or open circuit 3 mA
Environmental compliance	<ul style="list-style-type: none"> - Reach - RoHS 	<ul style="list-style-type: none"> www.tracopower.com/overview/tep100wir RoHS directive 2011/65/EU

Application note: www.tracopower.com/products/tep100wir-application.pdf

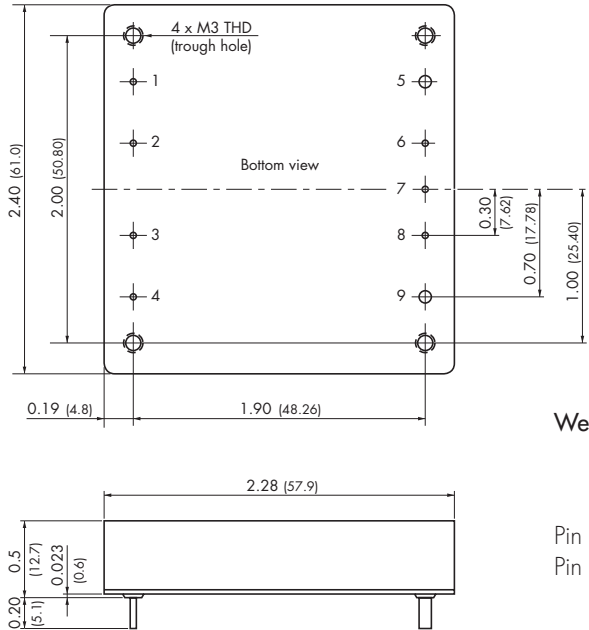
All specifications valid at nominal input voltage, full load and +25°C after warm-up time unless otherwise stated.

General Specifications

Casing material	24 / 48 Vin models: metal 110 Vin models: aluminium base-plate with plastic case
Potting material	silicone (UL94V-0 rated)
Base material	FR4

Dimensions

TEP 100WIR module



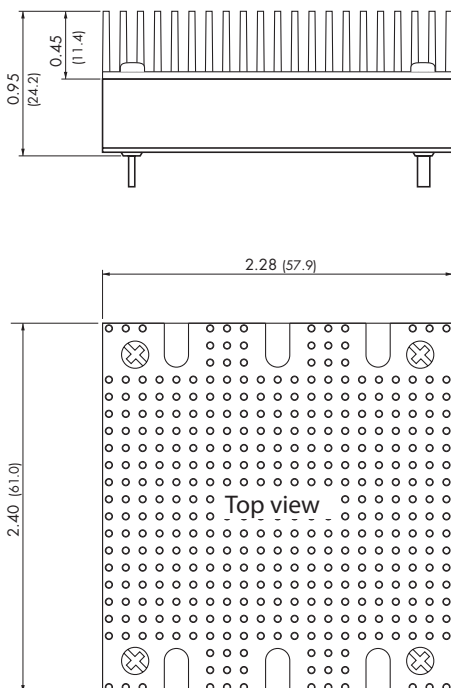
Weight: 105 g (3.70oz)

Pin diameter pin 5 & 9: 0.08 (2.0)
Pin diameter other pins: 0.04 (1.0)

Pin-Out	
Pin	
1	- Vin
2	Case
3	Remote On/Off
4	+ Vin
5	- Vout
6	- Sense*
7	Trim
8	+ Sense*
9	+ Vout

*Sense line to be connected to the output either at the module or at the load under regard of polarity.

TEP-HS1 Heatsink (pictured with heatsink mounted)



Order code: TEP-HS1


Includes heatsink with thermal pad and mounting screws
To order modules with mounted heatsink ask factory.

Weight: 142 g (5.01oz)
(Heatsink + Converter)

Dimensions in Inch, () = mm
Tolerances ± 0.02 (± 0.5)
Pin pitch tolerances ± 0.01 (± 0.25)
Mounting hole pitch tolerances ± 0.01 (± 0.25)

Options (on demand)

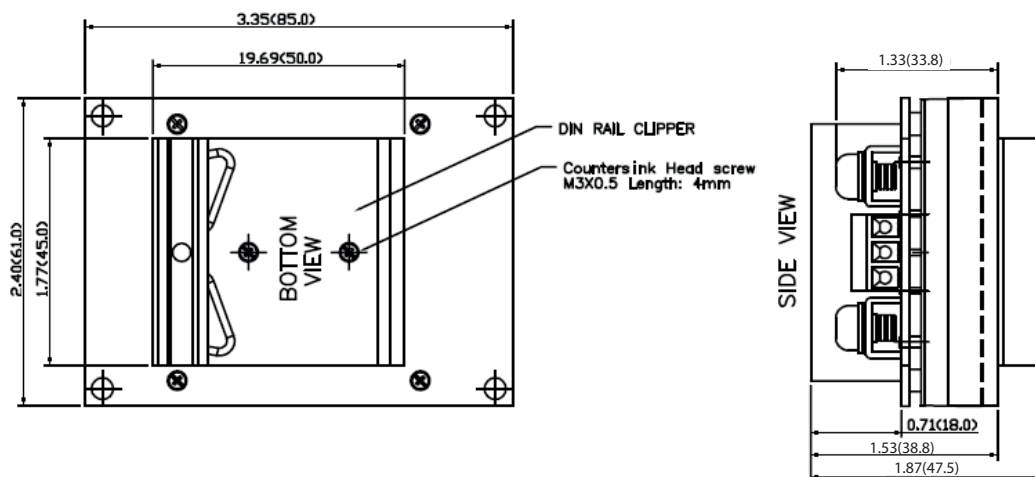
Chassis mount models with screw terminal block



Chassis mount models with screw terminal block and input filter to meet EN 555022 class A



TEP-MK1 DIN-rail clip for chassis mount models



Specifications can be changed without notice! Make sure you are using the latest documentation, downloadable at www.tracopower.com