


- 100 W power supply in 2.0"x 4.0" footprint!
- Full load operation up to +50°C with convection cooling
- Highest efficiency, 90 % typ.
- EMI filter meets EN 55032, level B
- Compliance with EN 61000-3-2
- Low leakage current
- Safety class I and class II operation
- 3-year product warranty



UL 60950-1 IEC 62368-1

The new TOP 100 Series AC/DC Power Supplies feature the highest power rating in the industry standard 2.0" x 4.0" (50.8 x 101.6 mm) footprint. They can supply up to 100 W output power with convection cooling over an industrial operating temperature range of -25°C to +50°C. This performance could be realized by a state of the art design providing an extremely high efficiency of >90 % which eliminates the need for a dedicated power supply cooling fan.

Also see: [www.tracopower.com/info/top100\\_article\\_e1.pdf](http://www.tracopower.com/info/top100_article_e1.pdf)

Compliance with global safety and EMC standards qualify these power supplies for worldwide markets. Approved for Class I and Class II applications, these switchers are suitable for industrial and IT systems but also for consumer products. High reliability is provided by use of industrial quality grade components and an excellent thermal management. This product offers an interesting power supply solution for many space and cost critical applications in commercial and industrial electronic equipment.

Models				
Order Code	Output Power max.	Output Voltage nom. (adjustable)	Output Current max.	Efficiency typ.
TOP 100-103 *	100 W	3.3 VDC (3.3 - 3.5 VDC)	20'000 mA	87 %
TOP 100-105		5 VDC (5.0 - 5.2 VDC)	20'000 mA	91 %
TOP 100-112		12 VDC (12.0 - 13.0 VDC)	8'300 mA	91 %
TOP 100-115		15 VDC (15.0 - 16.0 VDC)	6'700 mA	91 %
TOP 100-124		24 VDC (24.0 - 26.0 VDC)	4'200 mA	91 %
TOP 100-148		48 VDC (48.0 - 52.0 VDC)	2'100 mA	91 %

Options	
Suffix C	- Encased version: <a href="http://www.tracopower.com/overview/top100c">www.tracopower.com/overview/top100c</a>

Note \* End of life

### Input Specifications

Input Voltage		Operational Range: <b>90 - 132 VAC / 187 - 264 VAC (Auto Range)</b>
Input Frequency		Operational Range: <b>47 - 63 Hz</b> Certified: <b>50/60 Hz</b>
Power Consumption	- No load & Vin = 230 VAC - No load & Vin = 115 VAC	<b>2'600 mW max.</b> <b>3'500 mW max.</b>
Input Inrush Current	- At 230 VAC	<b>60 A max.</b>
Power Factor	- At 230 VAC - At 115 VAC	<b>0.51 min.</b> <b>0.59 min.</b>
Input Protection		<b>T 3.15 A / 250 VAC (Internal Fuse in L &amp; N)</b>
Recommended Input Fuse		<b>6'000 mA (slow blow)</b>  (The need of an external fuse has to be assessed in the final application.)

### Output Specifications

Output Voltage Adjustment		3.3 VDC model: <b>3.3 - 3.5 VDC</b> 5 VDC model: <b>5.0 - 5.2 VDC</b> 12 VDC model: <b>12.0 - 13.0 VDC</b> 15 VDC model: <b>15.0 - 16.0 VDC</b> 24 VDC model: <b>24.0 - 26.0 VDC</b> 48 VDC model: <b>48.0 - 52.0 VDC</b>  (By trim potentiometer) Output power must not exceed rated power!
Voltage Set Accuracy		<b>±1.5% max.</b>
Regulation	- Input Variation (Vmin - Vmax)  - Load Variation (0 - 100%)	<b>1% max.</b> (3.3 Vout model) <b>0.5 % max.</b> (other models) <b>1.5% max.</b> (3.3 Vout model) <b>1 % max.</b> (other models)
Ripple and Noise (20 MHz Bandwidth)		3.3 VDC model: <b>150 mVp-p max.</b> 5 VDC model: <b>150 mVp-p max.</b> 12 VDC model: <b>150 mVp-p max.</b> 15 VDC model: <b>150 mVp-p max.</b> 24 VDC model: <b>150 mVp-p max.</b> 48 VDC model: <b>200 mVp-p max.</b>
Capacitive Load		<b>10'000 µF max.</b>
Minimum Load		<b>Not required</b>
Temperature Coefficient		<b>±0.02 %/K max.</b>
Hold-up Time	- At 230 VAC - At 115 VAC	<b>15 ms min.</b> <b>10 ms min.</b>
Start-up Time	- At 230 VAC - At 115 VAC	<b>2'000 ms max.</b> <b>3'500 ms max.</b>
Short Circuit Protection		<b>Automatic recovery</b> <b>60% typ. of Iout nom.</b>
Overload Protection		<b>Foldback Mode</b>
Output Current Limitation		<b>150% max. of Iout max.</b> (depending on model) <b>25 A max.</b> (3.3 Vout model) <b>25 A max.</b> (5 Vout model) <b>11 A max.</b> (12 Vout model) <b>10 A max.</b> (15 Vout model) <b>6 A max.</b> (24 Vout model) <b>3 A max.</b> (48 Vout model)

All specifications valid at 230 VAC, resistive full load and +25°C after warm-up time, unless otherwise stated.

Overvoltage Protection		135% typ. of Vout nom. (depending on model) 5 V typ. (3.3 Vout model) 6 V typ. (5 Vout model) 16 V typ. (12 Vout model) 20 V typ. (15 Vout model) 30 V typ. (24 Vout model) 60 V typ. (48 Vout model)
Transient Response	- Peak Variation - Response Time	400 mV max. (10% to 90% Load Step) 3'000 µs max. (10% to 90% Load Step)

### Safety Specifications

Standards	- IT / Multimedia Equipment	EN 60950-1 EN 62368-1 IEC 60950-1 IEC 62368-1 UL 60950-1
	- Certification Documents	<a href="http://www.tracopower.com/overview/top100">www.tracopower.com/overview/top100</a>
Protection Class		Class I & II (Prepared): Reinforced Insulation
Pollution Degree		PD 2
Over Voltage Category		OVC II

### EMC Specifications

EMI (Emissions)	- Conducted Emissions - Radiated Emissions - Harmonic Current Emissions	EN 61000-6-3 (Generic Residential) EN 55032 class B (internal filter) EN 55032 class B (internal filter) EN 61000-3-2, class A (conductive plane to be connected to safety earth to meet all EMI specifications)
EMS (Immunity)	- RF Electromagnetic Field - EFT (Burst) / Surge  - Conducted RF Disturbances - PF Magnetic Field  - Voltage Dips & Interruptions	EN 61000-4-3, 10 V/m, perf. criteria A EN 61000-4-4, ±2 kV, perf. criteria A L to L: EN 61000-4-5, ±1 kV, perf. criteria A L to PE: EN 61000-4-5, ±2 kV, perf. criteria A EN 61000-4-6, 10 Vrms, perf. criteria A Continuous: EN 61000-4-8, 100 A/m, perf. criteria A 1 s: EN 61000-4-8, 1000 A/m, perf. criteria A 230 VAC / 50 Hz: EN 61000-4-11 115 VAC / 60 Hz: EN 61000-4-11
EMC / Environmental	- Certification Documents	<a href="http://www.tracopower.com/overview/top100">www.tracopower.com/overview/top100</a>

### General Specifications

Relative Humidity		95% max. (non condensing)
Temperature Ranges	- Operating Temperature - Storage Temperature	-25°C to +70°C -40°C to +80°C
Power Derating	- High Temperature  - Low Input Voltage	1.8 %/K above 40°C (3.3 Vout model) 2.0 %/K above 40°C (5 Vout model) 2.0 %/K above 50°C (other models) 3.8 %/V below 103 VAC (3.3 Vout model) 0.9 %/V below 207 VAC (3.3 Vout model) 3.8 %/V below 103 VAC (other models) 1.0 %/V below 207 VAC (other models)
Cooling System		Natural convection (20 LFM)
Altitude During Operation		2'000 m max.
Regulator Topology		Soft switch half bridge Converter
Switching Frequency		100 kHz typ. (PWM)
Insulation System		Reinforced Insulation

All specifications valid at 230 VAC, resistive full load and +25°C after warm-up time, unless otherwise stated.

Isolation Test Voltage	- Input to Output, 60 s	3'000 VAC
	- Input to Case or PE, 60 s	1'500 VAC
	- Output to Case or PE, 60 s	500 VAC
Creepage	- Input to Output	7 mm min.
	- Input to Case or PE	4 mm min.
	- Output to Case or PE	1 mm min.
Clearance	- Input to Output	5 mm min.
	- Input to Case or PE	2.5 mm min.
	- Output to Case or PE	0.5 mm min.
Isolation Resistance	- Input to Output, 500 VDC	100 MΩ min.
Isolation Capacitance	- Input to Output, 100 kHz, 1 V	1'120 pF typ.
Leakage Current	- Earth Leakage Current	500 μA max.
	- Touch Current	100 μA max.
Reliability	- Calculated MTBF	(see application note)
Environment	- Vibration	IEC 60068-2-6 1 g, 3 axis, sine sweep, 10-55 Hz, 1 oct/min
	- Mechanical Shock	IEC 60068-2-27 10 g, 3 axis, half sine, 11 ms
		20 g, 3 axis, 3 shocks
Housing Type		Open Frame
Mounting Type		Chassis Mount
Connection Type		Pin Connector
Weight		170 g
Power Back Immunity	3.3 VDC model:	5 VDC max. (6 VDC for 1 s)
	5 VDC model:	6.3 VDC max. (7 VDC for 1 s)
	12 VDC model:	16 VDC max. (18 VDC for 1 s)
	15 VDC model:	20 VDC max. (23 VDC for 1 s)
	24 VDC model:	35 VDC max. (40 VDC for 1 s)
	48 VDC model:	63 VDC max. (68 VDC for 1 s)
Environmental Compliance	- REACH Declaration	<a href="http://www.tracopower.com/info/reach-declaration.pdf">www.tracopower.com/info/reach-declaration.pdf</a> REACH SVHC list compliant REACH Annex XVII compliant
	- RoHS Declaration	<a href="http://www.tracopower.com/info/rohs-declaration.pdf">www.tracopower.com/info/rohs-declaration.pdf</a> Exemptions: 7a, 7c-I (RoHS exemptions refer to the component concentration only, not to the overall concentration in the product (O5A rule).)
	- SCIP Reference Number	14dcee4b-8b62-447f-a548-9bdfc3eceaa4


## Supporting Documents

Overview Link (for additional Documents)

[www.tracopower.com/overview/top100](http://www.tracopower.com/overview/top100)

All specifications valid at 230 VAC, resistive full load and +25°C after warm-up time, unless otherwise stated.

### Outline Dimensions

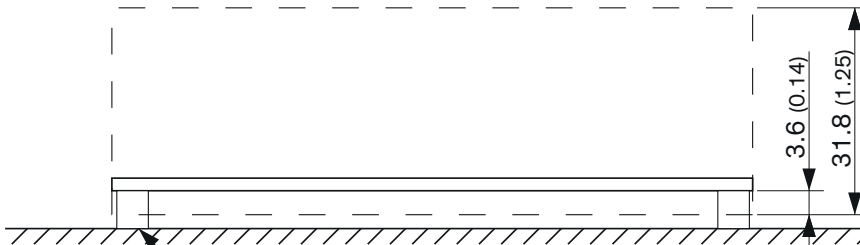


Input (J1)	
Pin	Function
1	AC (L)
2	AC (N)

Output (J2)	
Pin	Function
1	- Vout
2	- Vout
3	- Vout
4	+ Vout
5	+ Vout
6	+ Vout

**J1:** Molex Series 41791  
mates with Molex crimp terminal: 08-52-0072  
and terminal housing: 09-50-3031

**J2:** Molex Series 41791  
mates with Molex crimp terminal: 08-52-0072  
and terminal housing: 09-50-3061



4x Pillars (not included) for connection to safety earth:  
Height: 5.0 min. (0.2), Diam.: 6.0 max. (0.25)  
To comply with EN 55022 class B:  
Field ground (FG) is to be connected to chassis

Mounting screw tightening torque: 0.9 - 1.1 Nm

Dimensions in mm (inch)  
Tolerances:  $\pm 0.2$  ( $\pm 0.008$ )