

- Compact PCB power module in 1.46" x 1.08" package
- Wide input voltage range 90-305 VAC
- Certified according to EN 60335-1 and IEC/EN/UL 62368-1
- I/O-Isolation 4'000 VAC
- Operating temperature range -40°C to +70°C
- No load input power <0.1W (acc. ErP directive)
- High efficiency up to 83%
- Internal EN 55032 class B filter
- Protection class II prepared
- 3-year product warranty



The TMPW 5 is a 5 Watt AC/DC series with an extended input range of 90-305 VAC and is suitable for industrial and household/building technology applications and comes in a compact encapsulated plastic case. The 305 VAC (277 VAC  $\pm 10\%$ ) threshold is derived from a 480 VAC three-phase supply voltage often used in heavy industrial applications. Through the increased voltage level, the drawn current from the load is effectively reduced, which allows for an overall more compact and lightweight design approach. They offer an I/O-isolation voltage of 4000 VAC, a high temperature range of -40 to +70°C and are prepared for protection class II applications. Additionally, an internal EN 55032 class B filter saves valuable board space for an otherwise often mandatory external filter setup. An energy efficient design (<0.1 Watt standby power consumption) and safety approvals according to IEC/EN/UL 62368-1 and EN 60335-1 make this series suitable for a wide range of industrial and household/building technology applications.

### Models

Order Code	Output Power max.	Output Voltage nom.	Output Current max.	Efficiency typ.
TMPW 5-103	5 W	3.3 VDC	1'515 mA	73 %
TMPW 5-105		5 VDC	1'000 mA	77 %
TMPW 5-112		12 VDC	420 mA	81 %
TMPW 5-124		24 VDC	210 mA	83 %

## Input Specifications

Input Voltage	- AC Range	Operational Range: <b>90 - 305 VAC</b> (Full Range) Rated Range: <b>100 - 277 VAC</b> (Full Range)
	- DC Range	Operational Range: <b>100 - 430 VDC</b> Certified Range: <b>100 - 250 VDC</b> Polarity: <b>irrelevant</b> (The rated range refers to 62368-1. For 60335-1 certification the rated input voltage is 100 - 240 VAC and DC input is not permitted.)
Input Frequency		Operational Range: <b>47 - 440 Hz</b> Certified: <b>50/60 Hz</b>
Power Consumption	- No load & $V_{in} = 230$ VAC - No load & $V_{in} = 115$ VAC	<b>100 mW max.</b> (Ready to meet ErP directive) <b>100 mW max.</b>
Input Current	- Full load & $V_{in} = 230$ VAC - Full load & $V_{in} = 115$ VAC	<b>90 mA max.</b> <b>150 mA max.</b>
Input Inrush Current	- At 230 VAC - At 115 VAC	<b>60 A max.</b> <b>30 A max.</b>
Recommended Input Fuse		<b>1'600 mA</b> (slow blow) (The need of an external fuse has to be assessed in the final application.)

## Output Specifications

Voltage Set Accuracy		<b>±2% max.</b>
Regulation	- Input Variation ( $V_{min} - V_{max}$ )	<b>0.2% max.</b> (3.3 & 5 Vout models) <b>0.1% max.</b> (other models)
	- Load Variation (0 - 100%)	<b>1% max.</b> (3.3 Vout model) <b>0.5% max.</b> (other models)
Ripple and Noise (20 MHz Bandwidth)	3.3 VDC model:	<b>60 mVp-p max.</b> (w/ 0.1 $\mu$ F    47 $\mu$ F)
	5 VDC model:	<b>60 mVp-p max.</b> (w/ 0.1 $\mu$ F    47 $\mu$ F)
	12 VDC model:	<b>120 mVp-p max.</b> (w/ 0.1 $\mu$ F    47 $\mu$ F)
	24 VDC model:	<b>200 mVp-p max.</b> (w/ 0.1 $\mu$ F    47 $\mu$ F)
Capacitive Load	3.3 VDC model:	<b>3'500 <math>\mu</math>F max.</b>
	5 VDC model:	<b>2'500 <math>\mu</math>F max.</b>
	12 VDC model:	<b>470 <math>\mu</math>F max.</b>
	24 VDC model:	<b>150 <math>\mu</math>F max.</b>
Minimum Load		<b>Not required</b>
Temperature Coefficient		<b>±0.02 %/K max.</b>
Hold-up Time	- At 230 VAC	<b>15 ms min.</b>
Start-up Time	- At 230 VAC	<b>60 ms max.</b>
	- At 115 VAC	<b>60 ms max.</b>
Short Circuit Protection		<b>Continuous, Automatic recovery</b>
Output Current Limitation		<b>115 - 195% of Iout max.</b>
Overvoltage Protection		<b>105 - 145% of Vout nom.</b> (By Zener diode)
Transient Response	- Response Deviation	<b>2% typ. / 3% max.</b> (50% to 75% Load Step)
	- Response Time	<b>500 <math>\mu</math>s max.</b> (50% to 75% Load Step)

## Safety Specifications

Standards	- IT / Multimedia Equipment	<b>EN 62368-1</b> <b>IEC 62368-1</b> <b>UL 62368-1</b>
	- Household	<b>EN 60335-1</b> <b>IEC 60335-1</b>
	- Power Transformers	<b>IEC 61558-1</b> <b>IEC 61558-2-16</b>
	- Certification Documents	<a href="http://www.tracopower.com/overview/tmpw5">www.tracopower.com/overview/tmpw5</a>

All specifications valid at 230 VAC, resistive full load and +25°C after warm-up time, unless otherwise stated.

Protection Class	Class I & II (Prepared): Reinforced Insulation
Pollution Degree	PD 2
Over Voltage Category	OVC II

## EMC Specifications

EMI (Emissions)	<ul style="list-style-type: none"> <li>- Conducted Emissions</li> <li>- Radiated Emissions</li> <li>- Harmonic Current Emissions</li> <li>- Voltage Fluctuations &amp; Flicker</li> </ul>	EN 55032 class B (internal filter) EN 55032 class B (internal filter) EN 61000-3-2, class A EN 61000-3-3
EMS (Immunity)	<ul style="list-style-type: none"> <li>- Electrostatic Discharge</li> <li>- RF Electromagnetic Field</li> <li>- EFT (Burst) / Surge</li> <li>- Conducted RF Disturbances</li> <li>- PF Magnetic Field</li> <li>- Voltage Dips &amp; Interruptions</li> </ul>	EN 61000-6-2 (Generic Industrial) EN 55024 (IT Equipment) EN 55035 (Multimedia) Air: EN 61000-4-2, $\pm 8$ kV, perf. criteria A Contact: EN 61000-4-2, $\pm 4$ kV, perf. criteria A EN 61000-4-3, 10 V/m, perf. criteria A EN 61000-4-4, $\pm 1$ kV, perf. criteria A L to L: EN 61000-4-5, $\pm 2$ kV, perf. criteria A EN 61000-4-6, 10 Vrms, perf. criteria A Continuous: EN 61000-4-8, 30 A/m, perf. criteria A 230 VAC / 50 Hz: EN 61000-4-11 30%, 25 periods, perf. criteria A 60%, 10 periods, perf. criteria B >95%, 0.5 periods, perf. criteria A >95%, 250 periods, perf. criteria B 100%, 1 period, perf. criteria A 100%, 250 periods, perf. criteria B 115 VAC / 60 Hz: EN 61000-4-11 30%, 25 periods, perf. criteria A 60%, 10 periods, perf. criteria B >95%, 0.5 periods, perf. criteria A >95%, 250 periods, perf. criteria B 100%, 1 period, perf. criteria A 100%, 250 periods, perf. criteria B
EMC / Environmental	- Certification Documents	<a href="http://www.tracopower.com/overview/tmpw5">www.tracopower.com/overview/tmpw5</a>

## General Specifications

Relative Humidity		95% max. (non condensing)
Temperature Ranges	<div>- Operating Temperature</div> <div>- Storage Temperature</div>	<div>-40°C to +70°C</div> <div>-40°C to +85°C</div>
Power Derating	<div>- High Temperature</div>	<div>2.5 %/K above 50°C (High Temperature)</div> <div>2.0 %/K below -30°C (Low Temperature)</div> <div>See application note: <a href="http://www.tracopower.com/overview/tmpw5">www.tracopower.com/overview/tmpw5</a></div>
Cooling System		Natural convection (20 LFM)
Altitude During Operation		<div>5'000 m max. (acc. IEC 62368-1)</div> <div>2'000 m max. (acc. IEC 60335-1)</div>
Switching Frequency		60 - 150 kHz (PWM, PFM)
Insulation System		Reinforced Insulation
Working Voltage (rated)		314 VAC
Isolation Test Voltage	<div>- Input to Output, 60 s</div>	4'000 VAC
Leakage Current	<div>- Touch Current</div>	250 µA max.
Reliability	<div>- Calculated MTBF</div>	450'000 h (MIL-HDBK-217F, ground benign)
Washing Process		Not allowed
Environment	<div>- Vibration</div> <div>- Mechanical Shock</div>	<div>IEC 60068-2-6</div> <div>2 g, 3 axis, 60 min, 10-500 Hz, 10 min/cycle</div> <div>IEC 60068-2-27</div>
Housing Material		Plastic resin (UL 94 V-0 rated)

All specifications valid at 230 VAC, resistive full load and +25°C after warm-up time, unless otherwise stated.

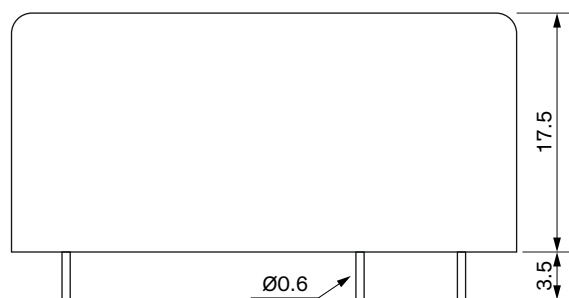
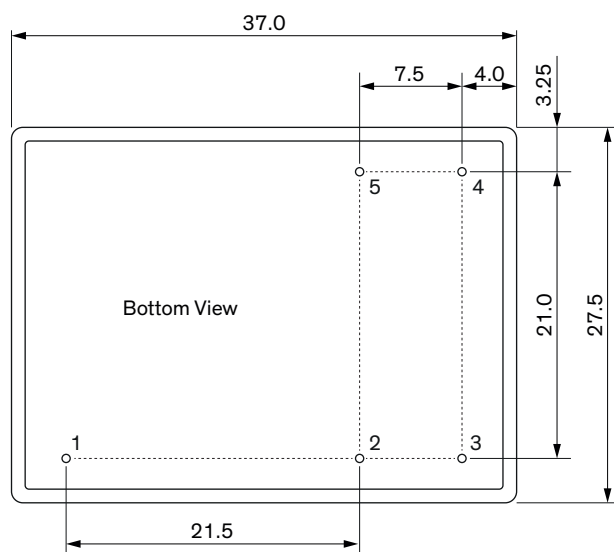
Potting Material	Silicone (UL 94 V-0 rated) (Hermetical sealed structure, dust-proof only non water-proof)
Pin Material	Brass
Pin Surface Plating	Tin (120 µm min.), matte
Housing Type	Plastic Case
Mounting Type	PCB Mount
Connection Type	THD (Through-Hole Device)
Soldering Profile	Lead-Free Wave Soldering 270°C / 3 s max.
Weight	24 g
Environmental Compliance	<div>- REACH Declaration <a href="http://www.tracopower.com/info/reach-declaration.pdf">www.tracopower.com/info/reach-declaration.pdf</a> REACH SVHC list compliant REACH Annex XVII compliant <a href="http://www.tracopower.com/info/rohs-declaration.pdf">www.tracopower.com/info/rohs-declaration.pdf</a> Exemptions: 7(c)-I (RoHS exemptions refer to the component concentration only, not to the overall concentration in the product (O5A rule).) 79d4e69a-723c-47d9-b6f6-0ff48d488f7b</div> <div>- RoHS Declaration</div> <div>- SCIP Reference Number</div>

## Supporting Documents

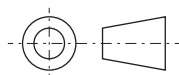
Overview Link (for additional Documents)

[www.tracopower.com/overview/tmpw5](http://www.tracopower.com/overview/tmpw5)

## Outline Dimensions



Dimensions in mm  
Tolerances:  $\pm 0.5$   
Pin diameter tolerance:  $\pm 0.05$



Pinout	
Pin	Function
1	NC
2	+Vout
3	-Vout
4	AC IN (L)
5	AC IN (N)

NC: Not connected