


- Compact chassis mount power module in 2.17" x 1.70" package
- Wide input voltage range 90-305 VAC
- Certified according to EN 60335-1 and IEC/EN/UL 62368-1
- I/O-Isolation 4'000 VAC
- Operating temperature range -40°C to +70°C
- No load input power <0.1W (acc. ErP directive)
- High efficiency up to 83%
- Internal EN 55032 class B filter
- Protection class II prepared
- 3 year product warranty



The TMPW 5-J is a 5 Watt AC/DC series with an extended input range of 90-305 VAC and is suitable for industrial and household/building technology applications and comes in a compact encapsulated plastic case. The 305 VAC (277 VAC \pm 10%) threshold is derived from a 480 VAC three-phase supply voltage often used in heavy industrial applications. Through the increased voltage level, the drawn current from the load is effectively reduced, which allows for an overall more compact and lightweight design approach. They offer an I/O-isolation voltage of 4000 VAC, a high temperature range of -40 to +70°C and are prepared for protection class II applications. Additionally, an internal EN 55032 class B filter saves valuable board space for an otherwise often mandatory external filter setup. An energy efficient design (<0.1 Watt standby power consumption) and safety approvals according to IEC/EN/UL 62368-1 and EN 60335-1 make this series suitable for a wide range of industrial and household/building technology applications.

Models

Order Code		Output Power max.	Output Voltage nom.	Output Current max.	Efficiency typ.
JST connectors	Screw terminals *				
TMPW 5-103-J	TMPW 5-103-T	5 W	3.3 VDC	1'515 mA	73 %
TMPW 5-105-J	TMPW 5-105-T		5 VDC	1'000 mA	77 %
TMPW 5-112-J	TMPW 5-112-T		12 VDC	420 mA	81 %
TMPW 5-124-J	TMPW 5-124-T		24 VDC	210 mA	83 %

Options

TMPW-MK1	- Optional DIN-Rail Mounting Kit: www.tracopower.com/products/tmpw-mk1.pdf
-----------------	--

Note - * Technically identical series with screw terminals available. See: www.tracopower.com/overview/tmpw5-t

Input Specifications

Input Voltage	- AC Range	Operational Range: 90 - 305 VAC (Full Range) Rated Range: 100 - 277 VAC (Full Range)
	- DC Range	Operational Range: 100 - 430 VDC Certified Range: 100 - 250 VDC Polarity: irrelevant (The rated range refers to 62368-1. For 60335-1 certification the rated input voltage is 100 - 240 VAC and DC input is not permitted.)
Input Frequency		Operational Range: 47 - 440 Hz Certified: 50/60 Hz
Input Current	- Full Load & Vin = 230 VAC - Full Load & Vin = 115 VAC	90 mA max. 150 mA max.
Power Consumption	- No load & Vin = 230 VAC - No load & Vin = 115 VAC	100 mW max. (Ready to meet ErP directive) 100 mW max.
Input Inrush Current	- At 230 VAC - At 115 VAC	60 A max. 30 A max.
Recommended Input Fuse		1'600 mA (slow blow) (The need of an external fuse has to be assessed in the final application.)

Output Specifications

Voltage Set Accuracy		±2% max.
Regulation	- Input Variation (Vmin - Vmax)	0.2% max. (3.3 & 5 Vout models) 0.1 % max. (other models)
	- Load Variation (0 - 100%)	1% max. (3.3 Vout model) 0.5 % max. (other models)
Ripple and Noise (20 MHz Bandwidth)		3.3 VDC model: 60 mVp-p max. (w/ 0.1 µF 47 µF) 5 VDC model: 60 mVp-p max. (w/ 0.1 µF 47 µF) 12 VDC model: 120 mVp-p max. (w/ 0.1 µF 47 µF) 24 VDC model: 200 mVp-p max. (w/ 0.1 µF 47 µF)
Capacitive Load		3.3 VDC model: 3'500 µF max. 5 VDC model: 2'500 µF max. 12 VDC model: 470 µF max. 24 VDC model: 150 µF max.
Minimum Load		Not required
Temperature Coefficient		±0.02 %/K max.
Hold-up Time	- At 230 VAC	15 ms min.
Start-up Time	- At 230 VAC	60 ms max.
	- At 115 VAC	60 ms max.
Short Circuit Protection		Continuous, Automatic recovery
Output Current Limitation		115 - 195% of Iout max.
Overvoltage Protection		105 - 145% of Vout nom. (By Zener diode)
Transient Response	- Response Deviation	2% typ. / 3% max. (50% to 75% Load Step)
	- Response Time	500 µs max. (50% to 75% Load Step)

All specifications valid at nominal voltage, resistive full load and +25°C after warm-up time, unless otherwise stated.

Safety Specifications

Safety Standards	- IT / Multimedia Equipment	EN 62368-1 IEC 62368-1 UL 62368-1
	- Household	EN 60335-1 IEC 60335-1
	- Power Transformers	IEC 61558-1 IEC 61558-2-16
	- Certification Documents	www.tracopower.com/overview/tmpw5-j
Protection Class		Class I & II (Prepared): Reinforced Insulation
Pollution Degree		PD 2
Over Voltage Category		OVC II

EMC Specifications

EMI Emissions	- Conducted Emissions	EN 55032 class B (internal filter)
	- Radiated Emissions	EN 55032 class B (internal filter)
	- Harmonic Current Emissions	EN 61000-3-2, class A
	- Voltage Fluctuations & Flicker	EN 61000-3-3
EMS Immunity		EN 55024 (IT Equipment) EN 55035 (Multimedia) EN 61000-6-2 (Generic Industrial)
	- Electrostatic Discharge	Air: EN 61000-4-2, ± 8 kV, perf. criteria A Contact: EN 61000-4-2, ± 4 kV, perf. criteria A EN 61000-4-3, 10 V/m, perf. criteria A EN 61000-4-4, ± 1 kV, perf. criteria A L to L: EN 61000-4-5, ± 2 kV, perf. criteria A EN 61000-4-6, 10 Vrms, perf. criteria A
	- RF Electromagnetic Field	Continuous: EN 61000-4-8, 30 A/m, perf. criteria A
	- EFT (Burst) / Surge	230 VAC / 50 Hz: EN 61000-4-11 30%, 25 periods, perf. criteria A 60%, 10 periods, perf. criteria B >95%, 0.5 periods, perf. criteria A >95%, 250 periods, perf. criteria B 100%, 1 period, perf. criteria A 100%, 250 periods, perf. criteria B
	- Conducted RF Disturbances	115 VAC / 60 Hz: EN 61000-4-11 30%, 25 periods, perf. criteria A 60%, 10 periods, perf. criteria B >95%, 0.5 periods, perf. criteria A >95%, 250 periods, perf. criteria B 100%, 1 period, perf. criteria A 100%, 250 periods, perf. criteria B
	- PF Magnetic Field	
	- Voltage Dips & Interruptions	

General Specifications

Relative Humidity		95% max. (non condensing)
Temperature Ranges	- Operating Temperature	-40°C to +70°C
	- Storage Temperature	-40°C to +85°C
Power Derating	- High Temperature	2.5 %/K above 50°C (High Temperature) 2.0 %/K below -30°C (Low Temperature)
		See application note: www.tracopower.com/overview/tmpw5-j
Cooling System		Natural convection (20 LFM)
Altitude During Operation		5'000 m max. (acc. IEC 62368-1) 2'000 m max. (acc. IEC 60335-1)
Switching Frequency		60 - 150 kHz (PWM, PFM)
Insulation System		Reinforced Insulation
Working Voltage (rated)		314 VAC
Isolation Test Voltage	- Input to Output, 60 s	4'000 VAC

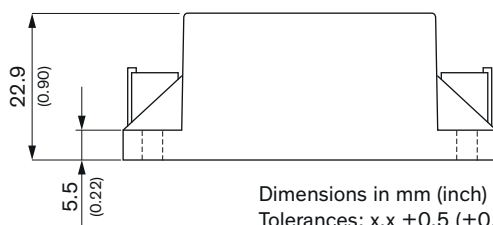
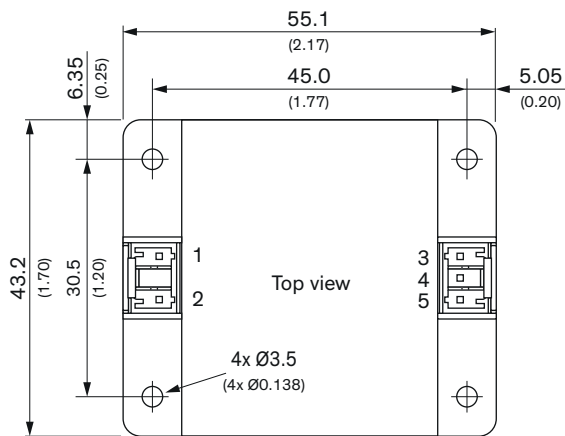
All specifications valid at nominal voltage, resistive full load and +25°C after warm-up time, unless otherwise stated.

Leakage Current	- Touch Current	250 μ A max.
Reliability	- Calculated MTBF	450'000 h (MIL-HDBK-217F, ground benign)
Environment	- Vibration	IEC 60068-2-6 2 g, 3 axis, 60 min, 10-500 Hz, 10 min/cycle
	- Mechanical Shock	IEC 60068-2-27
Housing Material		Plastic resin (UL 94 V-0 rated)
Potting Material		Silicone (UL 94 V-0 rated)
Housing Type		Plastic Case
Mounting Type		Chassis Mount
Connection Type		Pin Connector
Weight		60 g
Environmental Compliance	- REACH Declaration	www.tracopower.com/info/reach-declaration.pdf REACH SVHC list compliant REACH Annex XVII compliant
	- RoHS Declaration	www.tracopower.com/info/rohs-declaration.pdf Exemptions: 7c-l (RoHS exemptions refer to the component concentration only, not to the overall concentration in the product (O5A rule))
	- SCIP Reference Number	87db2b19-5f6a-45fa-a5ed-0dfca46c8afd

Supporting Documents

Overview Link (for additional Documents) www.tracopower.com/overview/tmpw5-j

Outline Dimensions



Dimensions in mm (inch)
 Tolerances: x.x \pm 0.5 (\pm 0.02)
 Mounting screw locked torque: 0.29 Nm (3 kgfcm)

Pinout	
Pin	Single
1	AC IN (L)
2	AC IN (N)
3	-Vout
4	NC
5	+Vout

NC: Not connected

Mating Connector:
 JST housing: PSIP-03V-LE-A
 JST crimp terminals: SPSI-41T-M1.1
 SPSI-001T-M1.1