

The EHL05 series of PCB mount single output power supplies deliver 5W of power and offer single output voltages ranging from 3.3V to 48VDC. The EHL05 series is available in both open-frame and encapsulated mechanical formats. These high power-density power supplies feature a wide 85 to 528VAC input, specifically designed for phase-to-phase operation in a 480VAC system.

The EHL05 series also offers OVC III compliance, Class II construction, worldwide industrial and household safety approvals, making it suitable for a wide range of industrial applications and control systems in commercial and residential buildings.



Features

- ▶ Phase to neutral or phase to phase operation
- ▶ Overvoltage category III
- ▶ Wide 85 to 528VAC input range
- ▶ Single voltage outputs from 3.3V to 48VDC
- ▶ Encapsulated or open-frame formats
- ▶ IEC Class II construction
- ▶ Industrial and household safety approvals
- ▶ -40°C to +80°C operating temperature
- ▶ 3 year warranty

Applications



Dimensions

EHL05

52.4 x 27.2 x 23.0mm (2.06" x 1.07" x 0.91")

EHL05-P

49.3 x 25.0 x 22.4mm (1.94" x 0.98" x 0.88")

Models & ratings

Model number ⁽²⁾	Output current	Output voltage	Efficiency ⁽²⁾	Output power
EHL05US03	1.52A	3.3VDC	75%	5W
EHL05US05	1.00A	5.0VDC	80%	5W
EHL05US09	0.56A	9.0VDC	83%	5W
EHL05US12	0.42A	12.0VDC	83%	5W
EHL05US15	0.33A	15.0VDC	83%	5W
EHL05US24	0.21A	24.0VDC	84%	5W
EHL05US48	0.105A	48.0VDC	85%	5W

Notes:

1. For Open Frame version add suffix -P to model number, e.g. EHL05US12-P.
2. Typical efficiency at 115VAC and full load.

Input

Characteristic	Minimum	Typical	Maximum	Units	Notes & conditions
Input voltage range	85		528	VAC	Derate from 100% at 90VAC to 90% at 85VAC
Input frequency	47		63	Hz	
Input current - full load		0.2/0.1		A rms	At 115/230VAC
No load input power			0.3	W	
Inrush current			40	A	At 230VAC, cold start 25°C
Earth leakage current	Class II construction no earth				
Input protection	External 2.0A/600V fuse required				
Overvoltage category	OVC III				

Output

Characteristic	Minimum	Typical	Maximum	Units	Notes & conditions
Output voltage	3.3		48	VDC	
Initial set accuracy			1.0	%	At 50% load
Minimum load	0			A	No minimum load required
Line regulation			0.5	%	
Load regulation			1.0		
Start up delay			2	s	
Start up rise time			35	ms	
Hold up time	8	14		ms	At full load and 115VAC
Transient response			4	%	Deviation, recovery within 1% in less than 500µs for a 25% load change
Ripple & noise			50	mV pk-pk	3.3-9V models, 20MHz bandwidth at 25°C and 230VAC input
			0.5	% pk-pk	Other models, 20MHz bandwidth at 25°C and 230VAC input
Overvoltage protection	115		140	% Vnom	Auto recovery
Overload protection	110		200	%	
Short circuit protection	Trip & restart (hiccup mode)				
Temperature coefficient			0.05	%/°C	

General

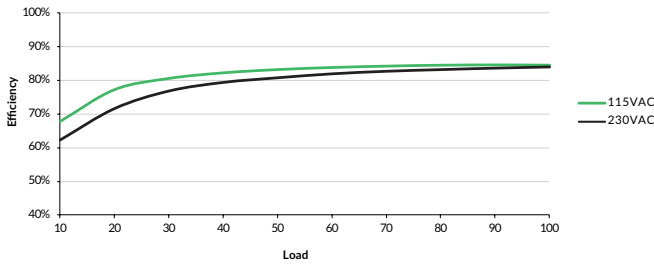
Characteristic	Minimum	Typical	Maximum	Units	Notes & conditions
Efficiency		85		%	Model dependent
Isolation: input to output	4000			VAC	
Switching frequency	17		75	kHz	Varies with load
Power density			19.5	W/cm ³	For '-P' version
Mean time between failure	550	600		khrs	MIL-HDBK-217F, +25°C GB
Weight		23.0 (0.051)		g (lb)	Open frame versions (-P)
		70.0 (0.154)			Encapsulated version

Environmental

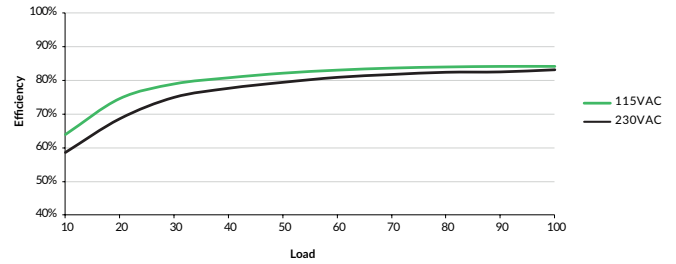
Characteristic	Minimum	Typical	Maximum	Units	Notes & conditions
Operating temperature	-25		+80	°C	3V3 & 5V models Derate output linearly from 100% at +45°C to 60% at +80°C for encapsulated, +70°C for open frame
	-40				Other models Derate output linearly from 100% at 60°C to 60% at +80°C for encapsulated, +75°C for open frame
Storage temperature	-40		+85	°C	
Cooling	Convection-cooled				
Humidity			95	%RH	Non-condensing
Operating altitude			4000	m	
Shock	IEC68-2-27, 30g, 11ms half sine, 3 times in each of 6 axes				
Vibration	IEC68-2-6, 2g, 10Hz to 500kHz, 10 mins/cycle, 60 mins each cycle				

Efficiency graphs

EHL05US12-P



EHL05US24-P



Emissions - EMC

Phenomenon	Standard	Test level	Notes & conditions
Conducted	EN55032	Class B	Class B with external components, see application notes
Radiated	EN55032	Class B	Class B with external components, see application notes
Harmonic current	EN61000-3-2	Class A	
Voltage flicker	EN61000-3-3		

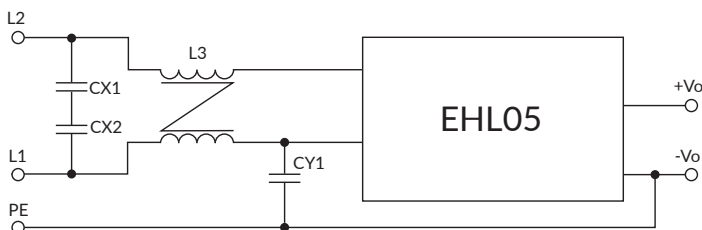
Emissions - immunity

Phenomenon	Standard	Test level	Criteria	Notes & conditions
ESD immunity	EN61000-4-2	$\pm 6\text{kV}$ contact, $\pm 8\text{kV}$ air discharge	A	
Radiated immunity	EN61000-4-3	10 V/m	A	
EFT/burst	EN61000-4-4	3	A	
Surge	EN61000-4-5	2	A	Line to line
Conducted	EN61000-4-6	10Vrms	A	
Magnetic fields	EN61000-4-8	10A/m	A	
Dips and interruptions	EN61000-4-11 (115VAC)	70% U_T (80.5VAC) for 100ms	A	
		40% U_T (46VAC) for 200ms	B	
		<5% U_T (0VAC) for 10ms	A	
		<5% U_T (0VAC) for 5000ms	B	
	EN61000-4-11 (230VAC)	70% U_T (161VAC) for 100 ms	A	
		40% U_T (92VAC) for 200ms	A	
		<5% U_T (0VAC) for 10ms	A	
		<5% U_T (0VAC) for 5000ms	B	

Safety approvals

Certification	Standard	Notes & conditions
CB	IEC62368-1	ITE
UL	UL62368-1	ITE
TUV	EN62368-1	ITE
	EN60335-1	Household and similar
CE	Meets all applicable directives	
UKCA	Meets all applicable legislation	

Application notes



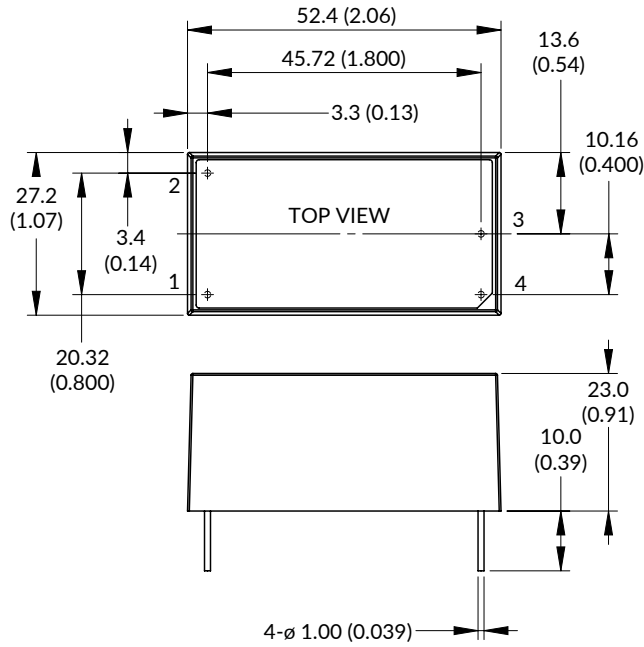
Pin connections

CX1, CX2	X2 CAP 15mm 18 x 14.5 8.5mm 0.47 μ F/305VAC 10% X2(MPX) B STE
L3	CMCK DIP UU-9.8 Φ 0.20mm/150T 35mH (min)
CY1	Y1 CAP 7.5mm 680pF/400VAC 10% JD B JEC

This product will meet Class A emissions with no external components. For Class B operation, additional components are required.

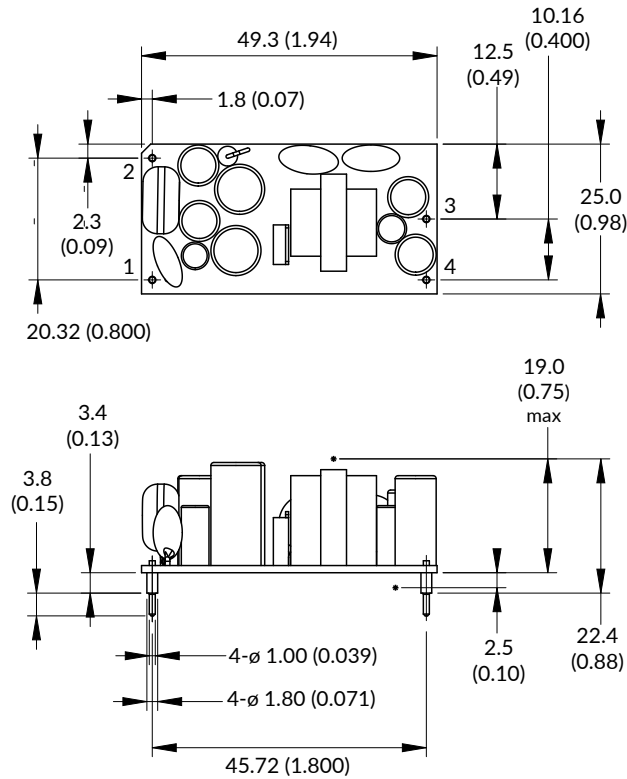
Mechanical details

Encapsulated



Pin connections	
Pin	Single
1	L1
2	L2
3	+Vout
4	-Vout

Open frame (-P)



Notes:

1. Dimensions in mm (inches).
2. Weight: Open frame versions (-P): 23g (0.051lbs) Encapsulated: 70g (0.154lbs)
3. Tolerances: x.xx = (x.x = ±0.5) ±0.02 x.xxx = x.xx = ±0.25 (±0.01)

Specifications subject to change without notice.